



2030 MACHINE

Structure 160 x 160 x 8 mm.
 Tray 1200 x 700 mm.
 Vibration non-stop, inverter 20 cv.
 2 synchronised vibrating shafts and 1 motor.
 4 columns of 70 mm.
 Tray injector with speed adjustment according to mold.
 Production from 50 mm to 300 mm.
 Hydraulic equipment of double pump of 30 cv.
 machine weight: 7.250 kg.



CIRCUIT

Non-stop operation.
 Oil-immersed gear motor with two exit.
 Trays brush and trays turn.
 Static or mobile metallic shelves.
 60: Elevator of 10 trays and forklift.
 Mobile metallic shelves with operator.
 80: With rack charger automatic 12 trays.
 Full and empty racks store.
 Without forklift waist of time.
 With forklift and operator.
 Mobile drying shelves.
 90: Elevator of 20 trays.
 Automatic finger car robot.
 Static drying shelves.



MIXER

Mixer 750 liters. 25 cv, with skip.
 Planetary, with 3 peripheral arms.
 Hydraulic door.
 Protection plates of 12 mm, replaceable.



CONTROL EQUIPMENT

Scada for controlling installation.
 Visual control of installation.
 On-line assistance.
 PLC Inverter Lenze brand.



PALLETIZING

Packing gantry type, full automatic.
 All movements with frequency inverter.
 Turn 90 - 80 rades with gearwheel.
 Closing by 4 sides.
 Pump motor.



AGGREGATES

3 or 4 hoppers. 30 or 50 m³.
 Aggregates Weight automatic/programmable.
 Cement weight by load cell.

Block making machines since 1956



ROMETA 2030



INSTALLATION ROMETA 2050 TO PRODUCE BLOCKS, CEILING, BLOCKS, PAVERS. EASY ASSEMBLING AND USE. FULL AUTOMATIC.

PRODUCTION

Tray 1200 x 700 mm

7.5 blocks 40 x 20 x 20	1500 pieces / hour
7 ceiling blocks 54 x 15 x 20	1200 pieces / hour
25 pavers de 20 x 10	100 m ² / hour
Max. height block	300 mm
Min. height block	50 mm



BUILDING AND LAND

Building: approx. 1000 sqm
 Stock area: approx. 1200 sqm
 Power: 100 Kw



ROMETA S.A.
 Zona industrial
 Ronda de les conques, 21-23
 08180 MOIA
 BARCELONA - SPAIN

Phone: + 34 93 820 81 81
 + 34 61 617 35 85
 Email : rometa@rometa.es
 Skype : montse-rometa
 www.rometa.es



Non contractual document.



ROMETA 2030-80

www.rometa.es



Control equipment



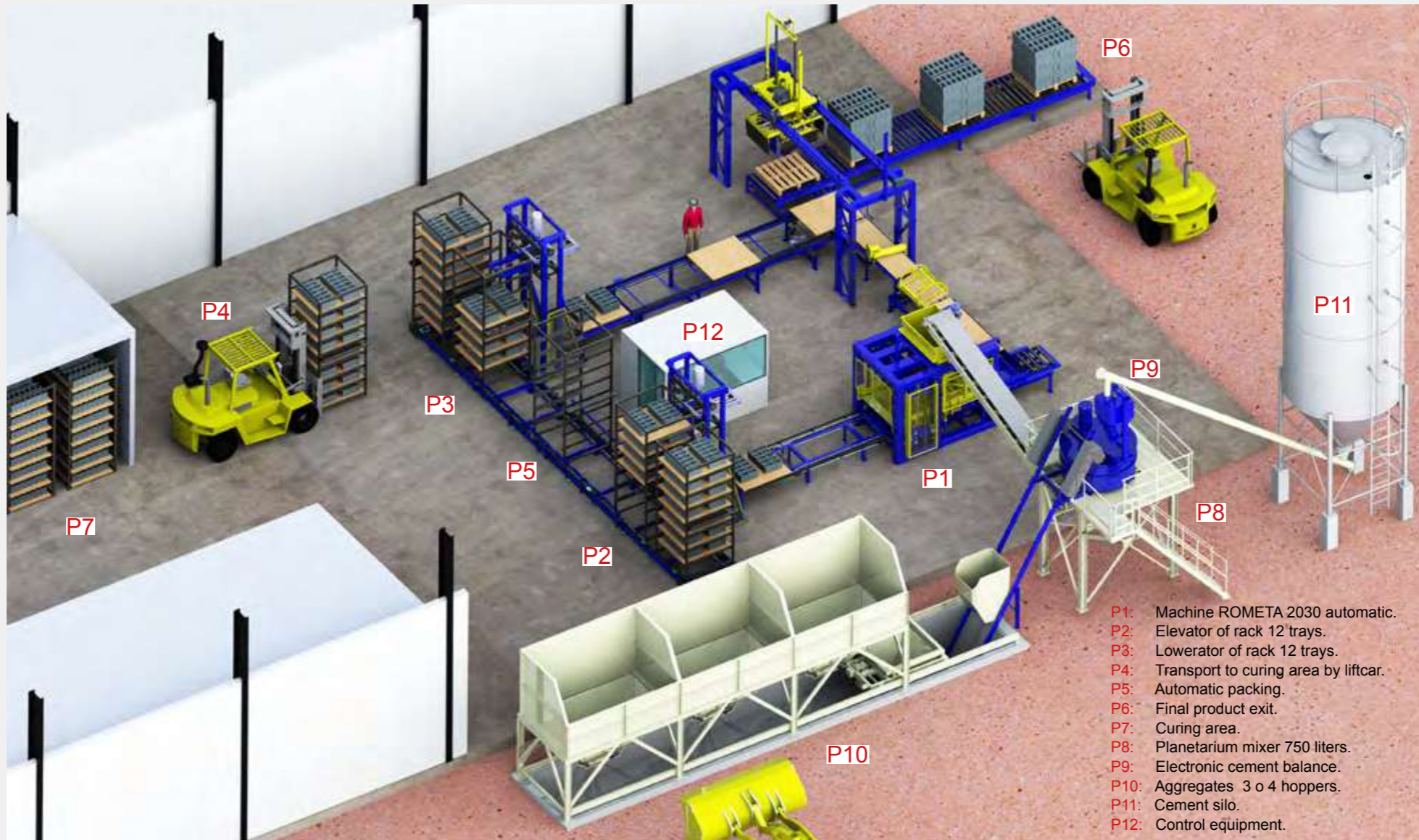
Online technical assistance



Cement balance



Mixer




- P1: Machine ROMETA 2030 automatic.
- P2: Elevator of rack 12 trays.
- P3: Lowerator of rack 12 trays.
- P4: Transport to curing area by liftcar.
- P5: Automatic packing.
- P6: Final product exit.
- P7: Curing area.
- P8: Planetarium mixer 750 liters.
- P9: Electronic cement balance.
- P10: Aggregates 3 o 4 hoppers.
- P11: Cement silo.
- P12: Control equipment.



Palletizing



Hydraulic equipment



Vibration



Feeding box



Curing area



Forklift truck



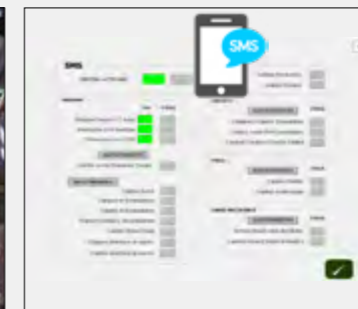
Soundproof cabin



Weight hopper



Aerial hopper



Production control

OPTIONS ROMETA 2030



Face mix



Pieces brush



Color mix



Pieces pulverizer

PIECES APPLICATIONS

